

MOBILE BANKING INSTRUCTIONS

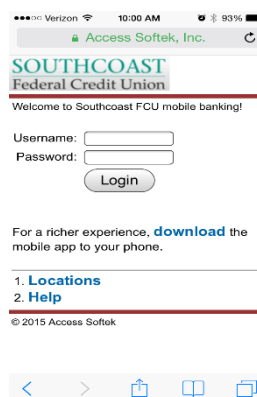
A mobile banking App is now available for Southcoast FCU. It is available for both Android and Apple phones.

APPLE:

1. Go to the APP store and search for Southcoast Federal



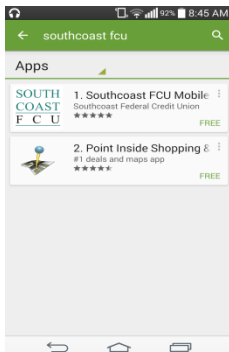
2. Click open
3. Install the APP
4. Sign in with the same username and password as your online banking profile (if you don't have one you may register on our website)
5. You can also search the Web for Southcoast Federal Credit Union
6. Click on Southcoast FCU
7. Click on Mobile Banking




8. Sign in with the same username and password as your online banking profile.

ANDROID:

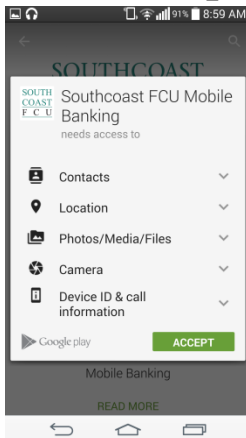
1. Go to the Play Store and search for Southcoast FCU
2. Click on the Southcoast FCU app




3. Click install



4. Click accept



5. Click open



6. Sign in with the same username and password as your online banking profile

